





The value of mother's milk in the NICU

Mother's milk is not only nutrition, it is a medical intervention. Providing this milk is the most helpful thing mothers can do for their infant in the NICU. Empowering parents with evidence-based information about human milk can help families to give their preterm or sick infant the best possible start.^{1,2}

Protective components

-  **Powerful colostrum**
Colostrum is packed with factors that promote intestinal development and reduce the infant's infection risk. The earlier the infant is born, the higher the concentration of these components!^{2,3}
-  **Living cells**
Fresh milk contains thousands to millions of live cells per millilitre. Among these are leukocytes that protect the infant from infection, and stem cells that may act as an internal building and repair system.⁶


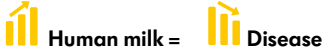




-  **Antibody boost**
While touching or holding her infant, a mother starts to make specific antibodies against germs in her infant's surroundings. Infants then receive these protective antibodies through their mother's milk.^{4,5}
-  **Fats for brain development**
Many different fats in mother's milk, like omega-3 fatty acids, optimise brain growth and development in the preterm infant who missed crucial growth occurring in the last trimester.^{7,8}

Lifelong benefits



Protective components of mother's milk

Improving early life outcomes

-  **Dose-response relationship**
Increasing doses of human milk result in a decreasing risk of disease.² Each additional 10 ml/kg/day of mother's milk reduces the infant's risk of sepsis by 19%.⁹ Every drop counts!

-  **Enhancing early development**
Mother's milk enhances neurodevelopment beyond the NICU stay.² Infants receiving ≥ 110 ml/kg/day of mother's milk have a 5-point IQ increase and 14% improvement in behavioural scores at 18 months.¹⁰

-  **Fewer short-term morbidities**
Compared with formula feeding, human milk reduces the risk of necrotising enterocolitis (NEC), sepsis, SIDS and many other diseases in the first year of life.¹¹⁻¹⁵
6-10x NEC reduction by exclusive human milk¹² **3x NEC reduction by human milk and formula¹²**
-  **Returning home earlier**
Preterm infants fed human milk and not formula are more likely to be discharged earlier and have a reduced risk of rehospitalisation the first year after discharge.^{10,11}
2 weeks earlier discharge from hospital¹¹ **6.8% reduced risk of rehospitalisation¹⁰**

Lifelong benefits

-  **Fewer long-term morbidities**
Compared with formula, human milk feeding reduces the risk of disease over a lifetime. This includes a reduction in neurological impairment, childhood obesity and subsequent type 2 diabetes.^{14,16,17}
-  **Better quality of life**
Since human milk decreases morbidity and mortality compared to formula feeding, it reduces health care costs, increases the productivity of society and improves quality of life.¹⁴

A mother's milk is specifically designed for her infant. Mothers should be encouraged to express colostrum and breast milk for as long as possible, since this is something that only they can do for their child. Supporting mothers to pump early and frequently will help them to provide their infant with the lifelong benefits of an exclusive human milk diet.¹⁸

References: 1 Kim, J.H. et al. J Obstet Gynecol Neonatal Nurs 41, 122-137 (2012). 2 Meier, P.P. et al. Clin Perinatol 37, 217-45 (2010). 3 Ballard, O. & Morrow, A.L. Pediatr Clin North Am 60, 49-74 (2013). 4 Van de Perre, P. Vaccine 21, 3374-3376 (2003). 5 Liu, B. et al. Breastfeed Med 8, 354-362 (2013). 6 Hassiotou, F. et al. Adv Nutr 5, 770-778 (2014). 7 Belkand-Gerson, J. et al. Pediatr Gastroenterol Nutr 47, S7-9 (2008). 8 Deoni, S.C. et al. Neuroimage 82, 77-86 (2013). 9 Patel, A.L. et al. J Perinatol 33, 514-9 (2013). 10 Vohr, B.R. et al. Pediatrics 118, e115-e123 (2006). 11 Schanler, R.J. et al. Pediatrics 116, 400-6 (2005). 12 Lucas, A. et al. Lancet 336, 1519-1523 (1990). 13 Sisk, P.M. et al. J Perinatol 27, 428-433 (2007). 14 Renfrew, M. et al. UNICEF (2012). 15 Hauck, F.R. et al. Pediatrics 128, 103-110 (2011). 16 Hintz, S.R. et al. Pediatrics 115, 696-703 (2005). 17 Horta, B.L. et al. WHO (2013). 18 Edwards, T.M. et al. J Perinat Neonat Nurs 24, 246-253 (2010).